

GETTING READY FOR THE EVENT

As we're introducing you to a new platform, we want to ensure you're comfortable and ready to engage in the content we have lined up for you!

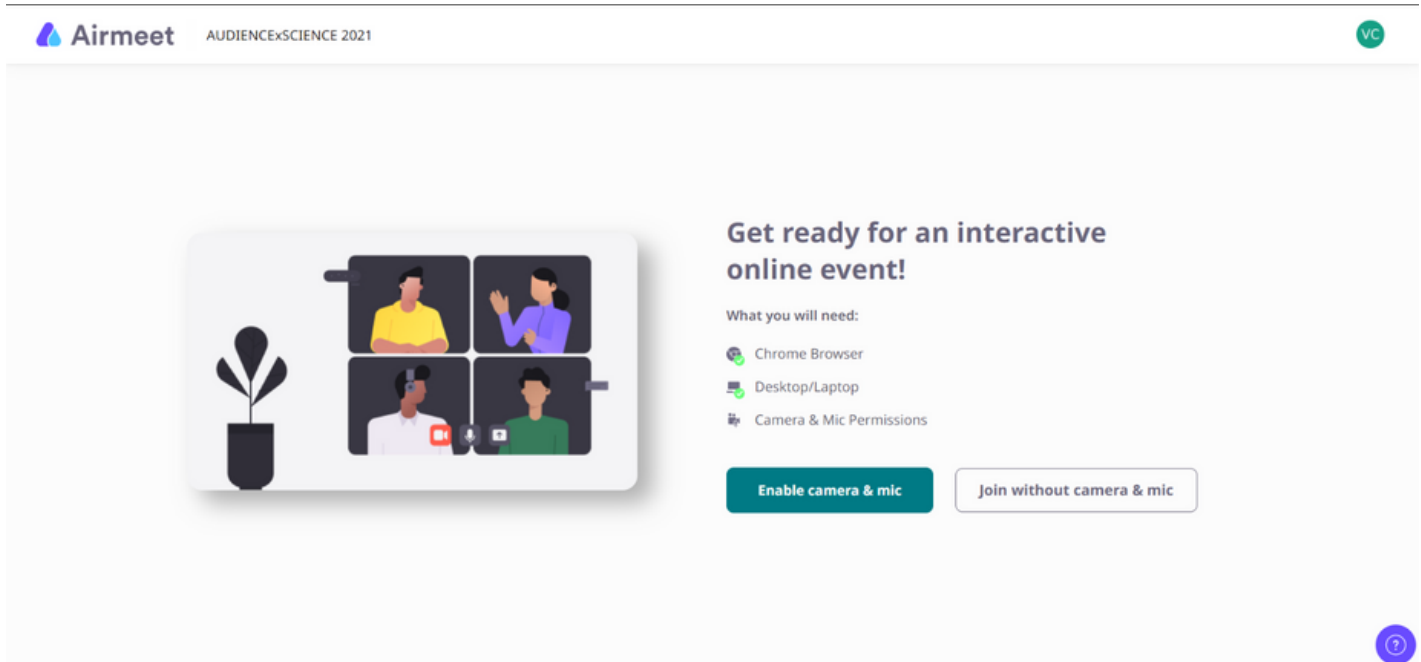
AUDIENCE | 2021
xSCIENCE |

ACCESSING THE EVENT

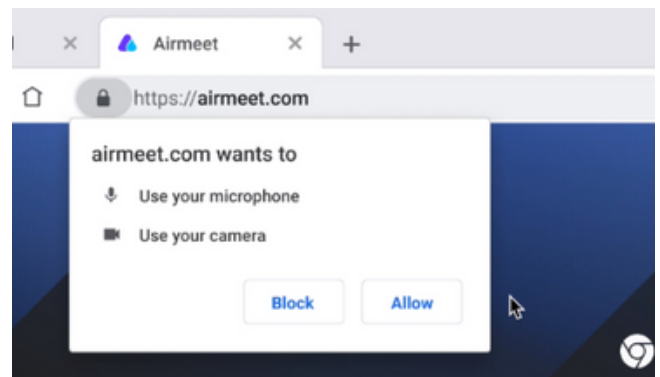
MAGIC LINK

Use your magic link to log in to AirMeet which will allow you to enter with one click! Once you click the link, you'll be brought to the page below.

You'll see the following screen that prompts you to enable your camera & microphone. As an attendee, this is not required, however we encourage you to do so to be able to join us for the Roundtable Discussions!



- Make sure to allow your browser to use both your camera and microphone.
- If you forget, you may go into your browser settings to reset this. The recommended browser is Chrome.
- If your browser is unable to locate a camera or microphone, please close any other programs that may currently be using your camera or microphone, then refresh the page.

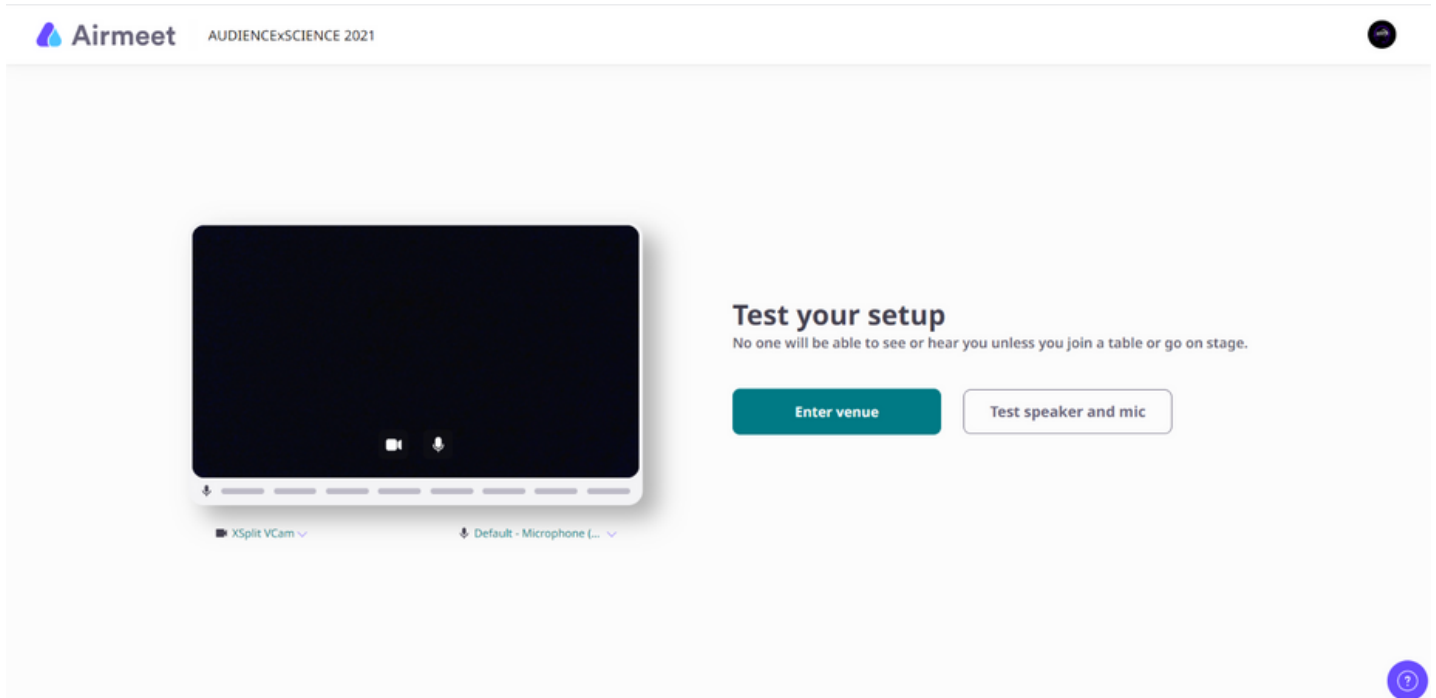


ACCESSING THE EVENT

TESTING YOUR SETUP


Once you've enabled your camera and mic, you should see the following screen to do a quick test. Check that your preferred camera and microphone are selected.

Note: There are no virtual backgrounds enabled on this platform.



UPDATING YOUR PROFILE

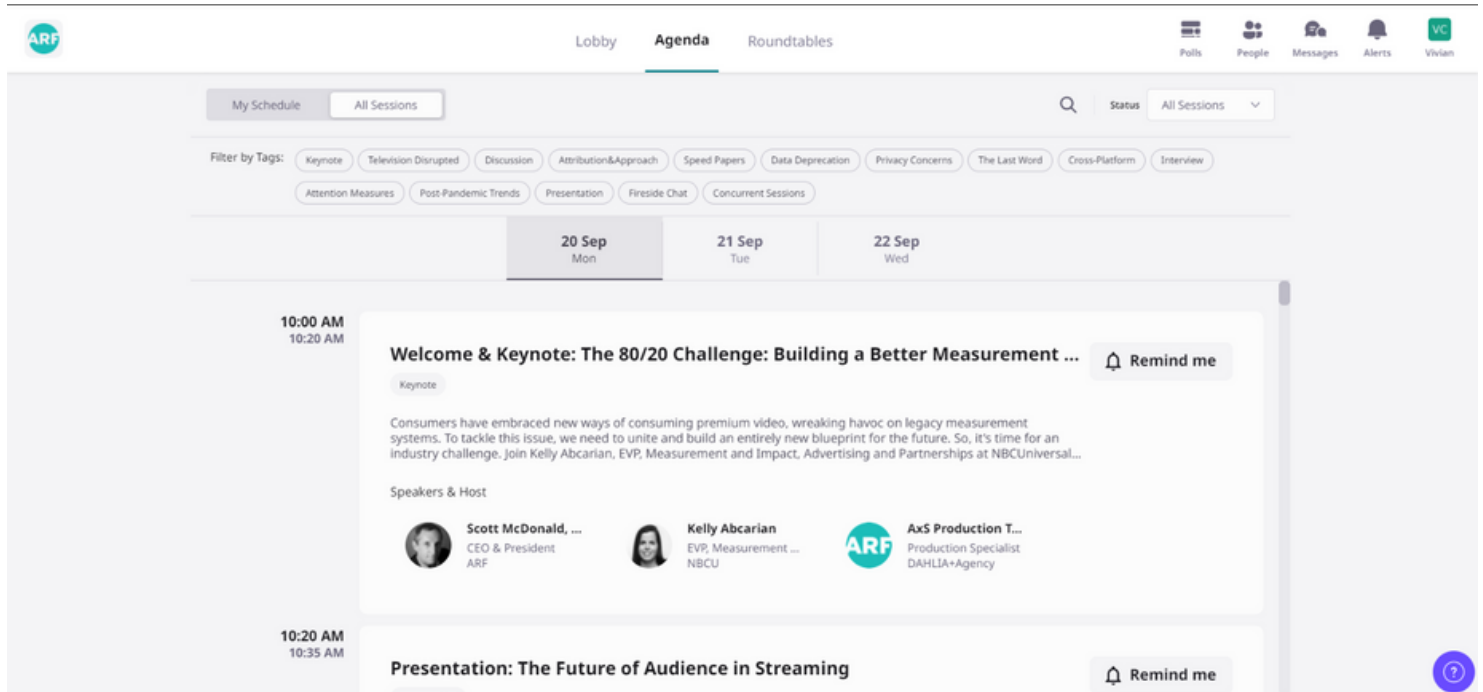
After checking your setup, you will join the Lobby where you can navigate the event. We highly encourage you to update your profile going to the upper right hand corner.



ACCESSING THE EVENT

BUILDING YOUR AGENDA

Under the Agenda, you'll be able to see a full list of sessions, and add them to "My Schedule" for a short list of sessions that you're interested in.



You can also use the Tags to filter out certain tracks or session types you may be interested in.

ATTENDING A SESSION

The Remind Me will turn into a Join Session button when the sessions go live. Within the session, you'll have Chat and Q&A options to the right of the session that you can use to engage with fellow attendees and the speakers!


If you experience any bandwidth issues while watching the session, there is an option in the lower right of the streaming area to switch to a Low Definition mode.

ACCESSING THE EVENT

JOINING A ROUNDTABLE

Visit the Roundtables tab to view the available topics. To join, you can simply click a seat or use the Join button.

It's important to allow access to your camera and microphone prior to joining. There are up to 14 seats per table - first come, first serve!



TECHNICAL SUPPORT

If you're having issues with accessing any of these features, please try the following troubleshooting steps:

- Clear your browser cache and reload the page
- Login via incognito mode of your browser
- Disable any VPNs

There is also a Walkthrough video as well as access to a Technical Support Lounge for the AirMeet platform available in the widget located in the bottom right of the screen.

If you have ARF or AUDIENCExSCIENCE questions, please reach out to Chad Gneiting using the People feature.

